



ARCANA
CERAMICA

NATURAL FUSION

NATURAL FUSION

As its name infers, The Natural Fusion Collection manufactured by Arcana Tiles is the symbiotic union between two of the most powerful and representative elements of nature: wood and stone. Two aesthetics of opposite character that converge in beautiful harmony to conquer a new creative horizon.

This new collection takes as its source of inspiration the environment that surrounds us, linking the beauty of hand-worked materials with the urban and contemporary style of our times. Two philosophies united in a decorative hybrid* resulting from the powerful currents of globalization. In short, the most sophisticated organic-inspired ceramic products designed for those spaces in search of a unique and fresh style for their interiors.

NORTHERN
STONE

ORIENTAL
WOOD

NORTHERN STONE



ORIENTAL WOOD



Ribe-R Antracita / Elburg-R Antracita
80x80 cm.






Gades-R Beige / Zadar-R Beige / Elburg-R Beige
32x99 cm. / 32x99 cm. / 80x80 cm.





NORTHERN STONE



ELBURG BEIGE



PORCELAIN TILE



RIBE BEIGE



PORCELAIN TILE


NORTHERN STONE



ELBURG GRIS



PORCELAIN TILE




RIBE GRIS



PORCELAIN TILE





NORTHERN STONE



ELBURG ANTRACITA



PORCELAIN TILE



RIBE ANTRACITA



PORCELAIN TILE

NORTHERN STONE




80x80 cm / 31,5"x31,5"
80x80 cm / 31,5"x31,5"




Elburg-R Beige
R.031
 Elburg-SPR Beige
R.050



Elburg R Gris
R.031
 Elburg-SPR Gris
R.050




Elburg-R Antracita
R.031
 Elburg-SPR Antracita
R.050



Ribe-R Beige
R.031
 Ribe-SPR Beige
R.050



Ribe-R Gris
R.031
 Ribe-SPR Gris
R.050



Ribe-R Antracita
R.031
 Ribe-SPR Antracita
R.050



60x60 cm / 23,6"x23,6"
59,3x59,3 cm / 23,3"x23,3"



Elburg Beige
R.049
 Elburg-R Beige
R.016



Elburg Gris
R.049
 Elburg-R Gris
R.016



Elburg Antracita
R.049
 Elburg-R Antracita
R.016

PORCELAIN TILE
PORCELÁNICO / GRÈS CÉRAME

60x120 cm / 23,6"x47,2"
60x120 cm / 23,6"x47,2"



Elburg-R Beige
R.040
Elburg-SPR Beige
R.036




Elburg-R Gris
R.040
Elburg-SPR Gris
R.036




Elburg-R Antracita
R.040
Elburg-SPR Antracita
R.036



30x60 cm / 11,8"x23,6"
29,3x59,3 cm / 11,5"x23,3"



Elburg Beige
R.048
Elburg-R Beige
R.014




Elburg Gris
R.048
Elburg-R Gris
R.014



Elburg Antracita
R.048
Elburg-R Antracita
R.014

33x27 cm / 13"x10,6"



Zandle Mosaic Beige
R.337



Zandle Mosaic Gris
R.337



Zandle Mosaic Antracita
R.337

Komi-R Miel
80x80 cm.





Nepi-R Crema
80x80 cm.






Nepli-R Miel / Nalati-R Miel
80x80 cm. / 10x39,3 cm.





ORIENTAL WOOD



KOMI-R CREMA



PORCELAIN TILE

80x80 cm

31,5" x 31,5"

R.031



KOMI-R MIEL



PORCELAIN TILE

80x80 cm

31,5" x 31,5"

R.031

ORIENTAL WOOD



NEPLI-R CREMA



PORCELAIN TILE

80x80 cm

31,5" x 31,5"

R.031



NEPLI-R MIEL



PORCELAIN TILE

80x80 cm

31,5" x 31,5"

R.031

Nalati-R Crema
10x39,3 cm.





CREMA



MIEL

NALATI-R



PORCELAIN TILE

10x39,3 cm

3,9" x 15,5"

R.050

ORIENTAL WOOD



* MAOLAN-R BEIGE



* MAOLAN-R GRIS



* MAOLAN-R ANTRACITA



BERBAK-R



NEGARA-R



NOKREK-R



MOSSY-R



MURLLEN-R CREMA



MURLLEN-R MIEL



* ERANAN-R



PORCELAIN TILE

20x20 cm

7,9"x 7,9"

R.031

* This reference is composed by different designs coming in the same box.

Mossy-R
20x20 cm.



Gades-R Antracita / Taroko-R Antracita / Maolan-R Antracita
32x99 cm. / 32x99 cm. / 20x20 cm.






Gades-R Gris / Nameri-R Crema / Eranan-R / Elburg-R Gris
32x99 cm. / 32x99 cm. / 20x20 cm. / 80x80 cm.








GADES-R BEIGE



GADES-R GRIS



GADES-R ANTRACITA

GADES




WALL TILE WHITE BODY

32x99 cm 12,6" x 39"


R.023



ZADAR-R BEIGE



ZADAR-R GRIS



ZADAR-R ANTRACITA


ZADAR




WALL TILE WHITE BODY

32x99 cm 12,6" x 39"


R.021



TAROKO-R BEIGE



TAROKO-R GRIS



TAROKO-R ANTRACITA

TAROKO



WALL TILE WHITE BODY

32x99 cm 12,6"x 39"

R.021



NAMERI-R CREMA



NAMERI-R MIEL

NAMERI





WALL TILE WHITE BODY

32x99 cm 12,6" x 39"







R.021

PACKING LIST





GADES

								
	PIECES / BOX	M ² / BOX	ML / BOX	KG / BOX	BOX / PALLET	M ² / PALLET	ML / PALLET	KG / PALLET
32 x 99 cm / 12,6" x 39"	4	1,27	.	24,20	44	55,75	.	1064,80

NORTHERN STONE

									
	PIECES / BOX	M ² / BOX	ML / BOX	KG / BOX	BOX / PALLET	M ² / PALLET	ML / PALLET	KG / PALLET	
	29,3 x 59,3 cm / 11,5" x 23,3"	7	1,22	.	22,80	40	48,64	.	912
	30 x 60 cm / 11,8" x 23,6"	7	1,26	.	23,60	40	50,40	.	944
	59,3 x 59,3 cm / 23,3" x 23,3"	4	1,41	.	28,03	36	50,62	.	1009,08
	60 x 60 cm / 23,6" x 23,6"	4	1,44	.	28,70	36	51,84	.	1033,20
	80 x 80 cm / 31,5" x 31,5"	2	1,28	.	32,90	36	46,08	.	1184,40
	60 x 120 cm / 23,6" x 47,2"	2	1,44	.	36,13	24	34,56	.	867
	33 x 27 cm / 13" x 10,6"	12	0,86	.	20,34	30	25,92	.	610,20
	9,4 x 59,3 cm / 3,7" x 23,3" Skirting tile R.321	20	-	11,86	22,29	56	-	664,16	1248,24
	9,4 x 60 cm / 3,7" x 23,6" Skirting tile R.318	20	-	12	22,5	56	-	672	1260
	9,4 x 80 cm / 3,7" x 31,5" Skirting tile R.328	15	-	12	21,6	54	-	648	1166,40
	33 x 59,3 cm / 13" x 23,3" Step tread R.348	1	-	0,59	5,27	-	-	-	-
	33x 60 cm / 13" x 23,6" Step tread R.365	1	-	0,60	5,30	-	-	-	-
	33 x 80 cm / 13" x 31,5" Step tread R.349	1	-	0,8	7	30	-	24	210
	33 x 120 cm / 13" x 47,2" Step tread R.362	1	-	1,20	10	40	-	48	400
	33 x 59,3 cm / 13" x 23,3" Gradone R.353	1	-	0,59	6	-	-	-	-
	33x 60 cm / 13" x 23,6" Gradone R.364	1	-	0,60	6,10	-	-	-	-
	33 x 80 cm / 13" x 31,5" Gradone R.356	1	-	0,8	7	-	-	-	-
	33 x 120 cm / 13" x 47,2" Gradone R.363	1	-	1,2	13	-	-	-	-

ORIENTAL WOOD

									
	PIECES / BOX	M ² / BOX	ML / BOX	KG / BOX	BOX / PALLET	M ² / PALLET	ML / PALLET	KG / PALLET	
	80 x 80 cm / 31,5" x 31,5"	2	1,28	.	31,5	36	46,08	.	1134
	10 x 39,3 cm / 3,9" x 15,5"	25	0,98	.	18,2	-	-	-	-

FIXING AND MAINTENANCE

IMPORTANT NOTE

Technical specifications are only valid for those products classified as first choice. Consequently, any failure to conform to such standards with respect to all other commercial types shall not be considered as grounds for complaint. ARCANIA CERAMICA S.A. does not accept any claim of responsibility for tiles that have not been fixed and/or maintained following the manufacturer's recommendations.

PORCELAIN TILE

Characteristics:

Product with very low water absorption, high mechanical performance, chemical and frost resistance. It is suitable whether for using on interior or exterior floors of residential and commercial buildings. Special pieces normally employed are skirting tile, staircase step and gradone.

FIXING

- Ensure that the size, shade, colour and quality of the material is that of what was expected.
 - Mix pieces from several boxes to achieve a uniformed mixture.
 - If the material is porcelain, there is no need to submerge the tile in water as there is no absorption.
 - The surface to be tiled on must be flat, rigid, absorbent, textured, cohesive, dry and clean of dust and dirt.
 - Any additional layers such as water proofing, levellers, sound proofing, under floor heating must be taken into account when choosing the correct adhesive.
 - Recommended adhesives for porcelain tiles are those with C1 or C2 (UNE-EN 12004) features with a high adherence, indeformable, and high resistance to water. Adhesives for products with low or zero absorption.
 - The adhesives used for wall tiles should be selected according to the substructure and the external environment of where it is being used. Wall tiles that are absorbent can be fixed by all different tile fixing methods.
 - We recommend the Thin Layer Method of tile installation. The C1 or C2 adhesive should be spread uniformly with a metal trowel that is suited to the tile size. With the Single Thin Layer Method, adhesive is only applied to the surface of where the tile is to be fixed. With the Double Thin Layer Method, adhesive must be applied to both the rear side of the tile as well as the surface of where the tile is to be fixed. This method is recommended for tiles that are greater than 40x40cm, in areas of high pedestrian traffic, façades, in exteriors and always when fixing porcelain tiles.
 - Read and follow the instructions of the adhesive manufacturer with regards to amount of water needed to mix the adhesive and time in which it must be used.
 - Use a trowel with uniform teeth.
 - Do not fix under any circumstances using the Dot and Dab Method of fixing. It is highly important that a uniform spread of adhesive is used over the entire tile. It is also recommended to use guides or spacers between the tiles (spacers of 1.5mm to 5mm are available on the market) which can be used to facilitate the uniform separation of the tiles.
 - Tile fixing or grouting should not be carried out when temperatures are below 5°C and caution has to be followed when temperatures are above 30°C due to the fast drying times of the adhesive.
 - Do not walk on floor tiles during the drying time of the adhesive. It is recommended to wait for at least 48-72 hours before walking or applying any weight on the tiles.
- Clean and vacuum the spaces between the tiles before grouting.
- Interlocked laying (maximum 15%)
 - Strict observance of the 1.5mm minimum joint between floor tiles is essential, with a wider joint being recommended for medium and large formats, thus allowing absorption of the differential pressure produced in the multi-layer floor/adhesive/tile system.

MAINTENANCE

During fixing:

Once the tiles have been fixed, it will be necessary to provide adequate protection against possible damage during subsequent building work, covering them with cardboard, thick plastic or a layer of sawdust.

Cleaning after fixing:

Residues remaining after work completion can be easily removed with a commercial detergent or an acid-based one, always considering the chemical resistance indicated by the manufacturer.

When using cleaning products the following general considerations should be taken into account:

- Acid cleaning should never be carried out on recently laid floor tiles. The reaction of the acid with the unset cement may damage the joints or deposit insoluble compounds on the surface.
- It is recommended to soak the surface with clean water before using any chemical agent. This prevents the grouts from absorbing these agents. Clean the surface with water immediately after the treatment to remove any remain of the chemical products.
- Trowels and abrasive scourers must not be used. The use of sponges is strongly recommended, especially natural ones.
- The fixing by a professional tiler is highly recommended for getting the best performance.

Routine care:

Daily cleaning of stoneware tiles is particularly simple, it only requires clean water to which an alkaline base cleaner may be added.

The use of waxes, oils or similar products is not recommended since the non-porous glazed surface prevents from a correct application.

It may occasionally occur that stains cannot be fully removed with a commercial detergent, making necessary to use solvents or specific cleaning agents. It is recommended to firstly check the chemical resistance of the tile and, as an extra precaution, test in a clean, spare tile or in non-visible area.

Important:

Hand-painted ceramic wall tiles or complementary pieces on third and fourth firing must be treated with extreme care during both the fixing and subsequent cleaning, as well as during ordinary routine cleaning. The use of pure or diluted acids, detergents or other corrosive products will seriously harm their original look.

THICKNESS

GADES

Bill Annex L

WALL TILE WHITE BODY

SINGLE-FIRING
32x99 cm. / 12,6"x39"
11

ELBURG

Bla Annex G

PORCELAIN TILE

SINGLE-FIRING					
29,3x59,3 cm. 11,5"x23,3"	30 x 60 cm. 11,8" x 23,6"	59,3x59,3 cm. 23,3"x23,3"	60 x 60 cm. 23,6" x 23,6"	80x80 cm. 31,5"x31,5"	60 x 120 cm. 23,6" x 47,2"
8,2	8,2	9	9	10,5	11

ORIENTAL WOOD

Bla Annex G

PORCELAIN TILE

SINGLE-FIRING	
80x80 cm. / 31,5"x31,5"	10 x 39,3 cm / 3,9" x 15,5"
10,5	10

TECHNICAL DATA

Technical Characteristics Características técnicas	Bla anexo G	Bill anexo L	Reference standard Norma de referencia
Manufacture process Proceso de fabricación	Single-firing Monococción		Dry pressed ceramic tile Baldosa cerámica prensada en seco
Length, width, thickness, side straightness, orthogonality, flatness. Longitud, anchura, espesor, rectitud de los lados, ortogonalidad, planitud.	Conforms to the requisites applicable to each model as defined in standard UNE-EN 14411 Cumple con los requisitos aplicables a cada modelo definidos en la norma UNE-EN 14411		UNE EN ISO 10545 Part 2 / Parte 2
Water absorption Absorción de agua	E < 0,5 %	E > 10 %	UNE EN ISO 10545 Part 3 / Parte 3
Flexion resistance N/sq. mm. and breaking strength Resistencia a la flexión (N/mm.2) y fuerza de rotura (N)	> 35 > 1300	> 15 > 600	UNE EN ISO 10545 Part 4 / Parte 4
Resistance to surface abrasion (Glazed tiles) Resistencia a la abrasión superficial (Baldosas esmaltadas)	Please check for each item A consultar según modelo.	•	UNE EN ISO 10545 Part 7 / Parte 7
Slip resistance Resistencia al deslizamiento	Please check for each item A consultar según modelo.	•	DIN 51130
Lineal thermic dilatation Dilatación térmica lineal	< 9*10⁻⁶/°C	< 7*10⁻⁶/°C	UNE EN ISO 10545 Part 8 / Parte 8
Thermic impact resistance Resistencia al choque térmico	It stands the test Resiste la prueba		UNE EN ISO 10545 Part 9 / Parte 9
Expansion due to moisture Expansión por humedad	•	< 0,6 %	UNE EN ISO 10545 Part 10 / Parte 10
Cracking resistance Resistencia al cuarteo	It stands the test Resiste la prueba		UNE EN ISO 10545 Part 11 / Parte 11
Frost resistance Resistencia a la helada	It stands the test Resiste la prueba	•	UNE EN ISO 10545 Part 12 / Parte 12
Chemical resistance Resistencia química <ul style="list-style-type: none"> • Domestic cleaning products Productos de limpieza doméstica • Swimming pool salt Sales para piscina • Acids and bases (low concentration) Ácidos y bases (baja concentración) 	Type GA Clase GA Type GA Clase GA Minimum Type GLB Mínimo Clase GLB		UNE EN ISO 10545 Part 13 / Parte 13
Stains resistance Resistencia a las manchas	Minimum Type 4 Mínimo Clase 4		UNE EN ISO 10545 Part 14 / Parte 14



ARCANA CERAMICA S.A.

Reserves the right to delete and amend, either totally or partially, any of the styles, colours, shade, sizes, references and other technical specifications contained in this catalogue without prior notice.

The total or partial reproduction of this catalogue without prior written authorization from Arcana Ceramica, S.A. Is strictly prohibited.

The colours shown in this catalogue are for guidance only.



www.arcanatiles.com

ARCANA CERÁMICA S.A.

Ctra. Castellón km. 23,6 · 12110 ALCORA (Castellón - Spain)

Tel.: (+34) 964 36 70 22 · Fax: (+34) 964 36 70 30

arcana@arcanatiles.com · www.arcanatiles.com

BIM BUILDING
INFORMATION
MODELING

